

Contact  
[support@nzb.co.nz](mailto:support@nzb.co.nz)  
or call +64 298 0055  
for any assistance  
at any stage of  
your online bidding  
experience.

# Online Bidding Platform

**With the upgrade to ultra-fast fibre at Karaka and developments in technology, we can now offer online bidding services for all registered buyers who are unable to physically attend our auctions.**

Visit [bidonline.nzb.co.nz](http://bidonline.nzb.co.nz) and ensure you are registered and verified 24 hours prior to the Sale. Follow the steps to register, sign in and bid. Should you require any assistance, contact [support@nzb.co.nz](mailto:support@nzb.co.nz) or call +64 9 298 0055.

For those that are already registered and/or have previously purchased on the platform, you must still register for the Sale however the process is very simple.

Simply login to your existing account on [bidonline.nzb.co.nz](http://bidonline.nzb.co.nz) - you will be sent directly to a registration page for the most current NZB Sale. All you need to enter is your intended spend for the Sale, terms and method of payment, plus accepting the usual NZB Terms and Conditions. Once you have filled in those three required fields and submitted your registration, you will be set up for bidding via the platform again.

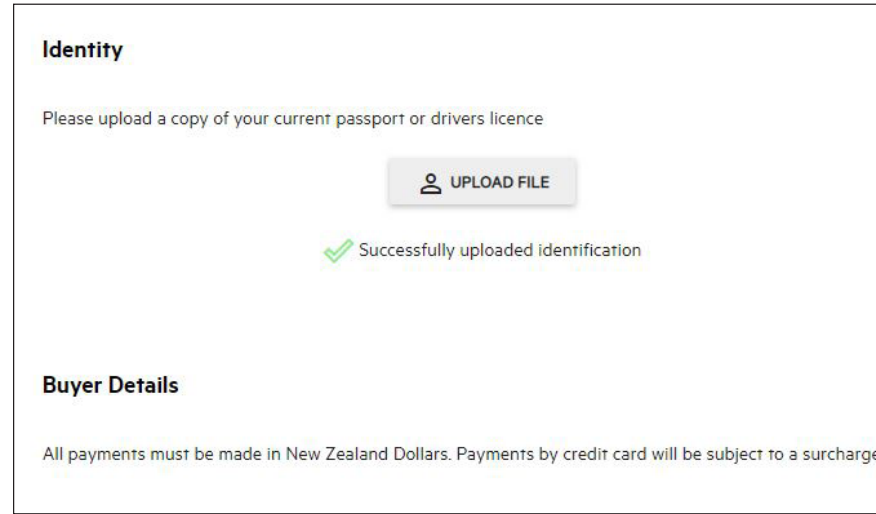
# STEP 1 - REGISTER



## 1.1 REGISTERING

### Create an online bidding account

- Visit **bidonline.nzb.co.nz**.
- We recommend using Google Chrome as your browser.
- Click 'CREATE AN ACCOUNT'.



## 1.4 REGISTERING

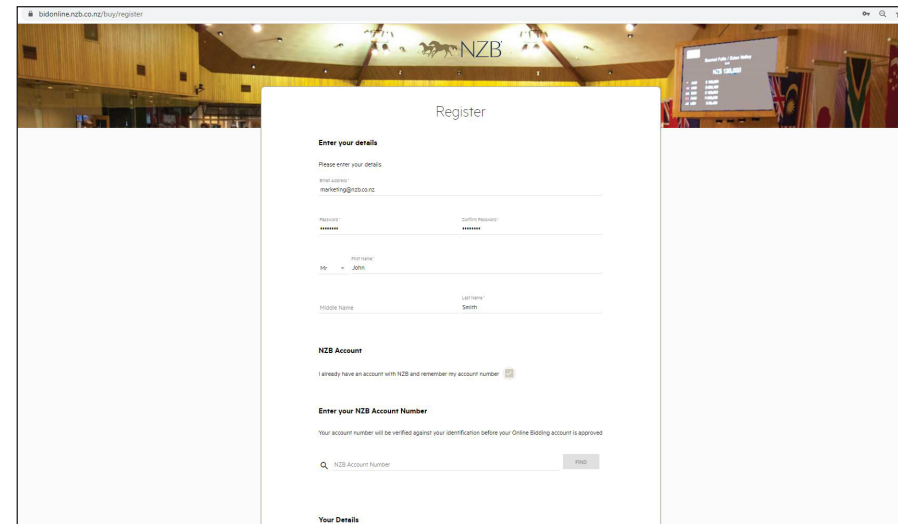
### Upload photo identification

- If you are registering for NZB's online bidding platform for the first time, in order to be approved for bidding you will need to upload photo identification such as a passport or drivers license, even if you already have an NZB account.
- Click 'UPLOAD FILE'.
- Make sure the identification image is in JPEG format.
- If your photo identification upload was successful, you will be notified by a green tick.

## 1.2 REGISTERING

### Personal detail requirements

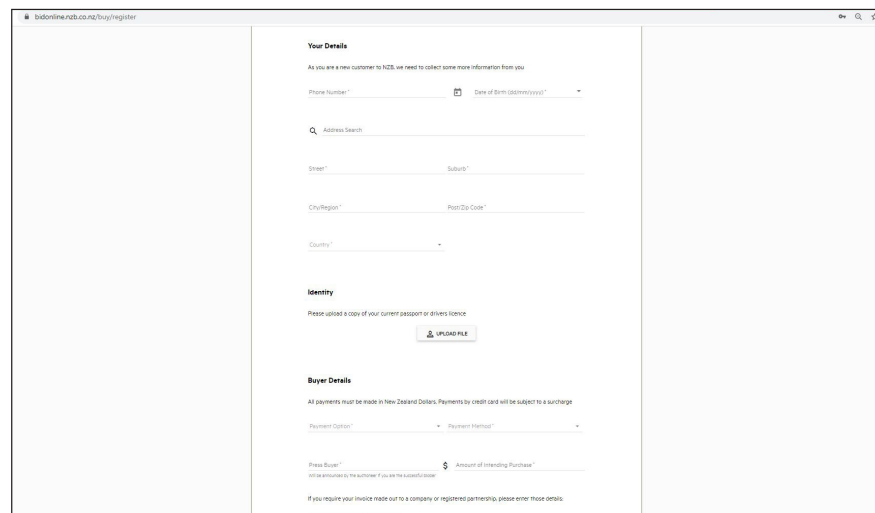
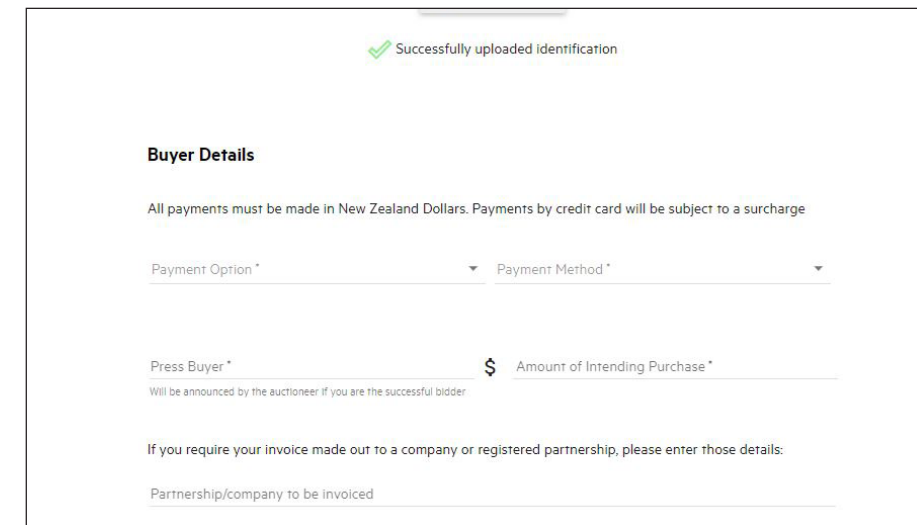
- Enter your personal details including the email address you would like to use to sign up with, as well as your first and last name.
- You will also be asked to create an online bidding account password.
- If you already have an account with NZB, you will be asked to enter your account number.



## 1.5 REGISTERING

### Buyer detail requirements

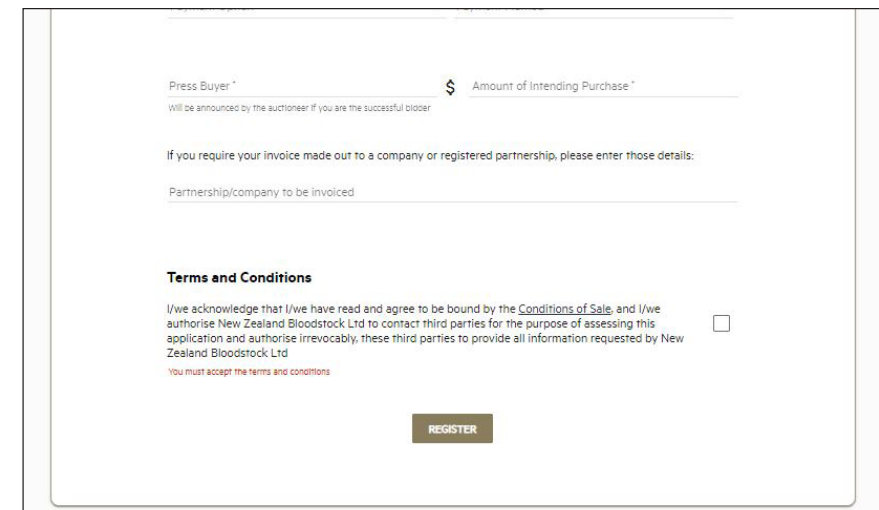
- Enter your buyer details that you would like to purchase with.
- This includes your preferred payment option and payment method e.g. 'PAY ON THE DAY' and 'CREDIT CARD'.
- You must provide a 'PRESS BUYER' name.
- We also ask that you provide the full \$ amount that you intend to purchase.



## 1.3 REGISTERING

### New NZB customers

- If you are a new customer and do not have an NZB account number, we will need to collect some more information from you such as your phone number, DOB and physical address.
- Continue to fill out the necessary fields to complete your registration.

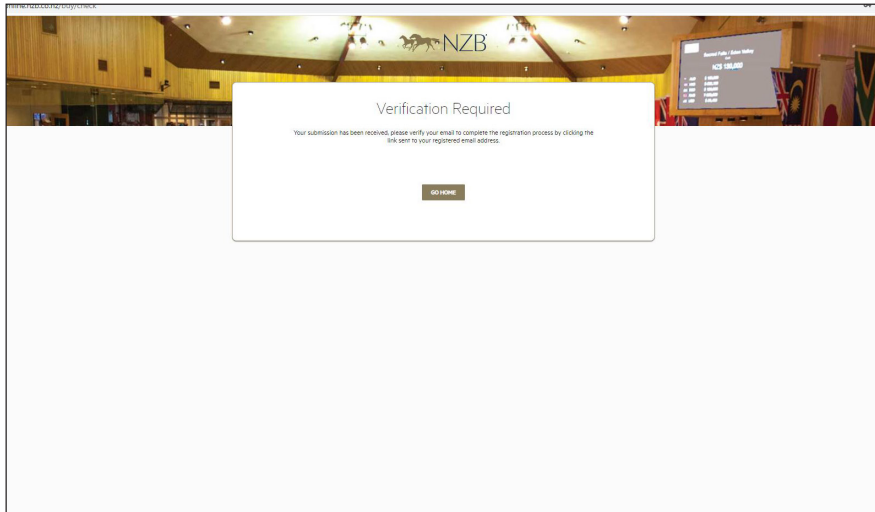


## 1.6 REGISTERING

### Terms and conditions

- You must accept NZB's online bidding platform terms and conditions in order to complete your registration.
- Click on the gold 'REGISTER BUTTON' when you have filled out all of the details.

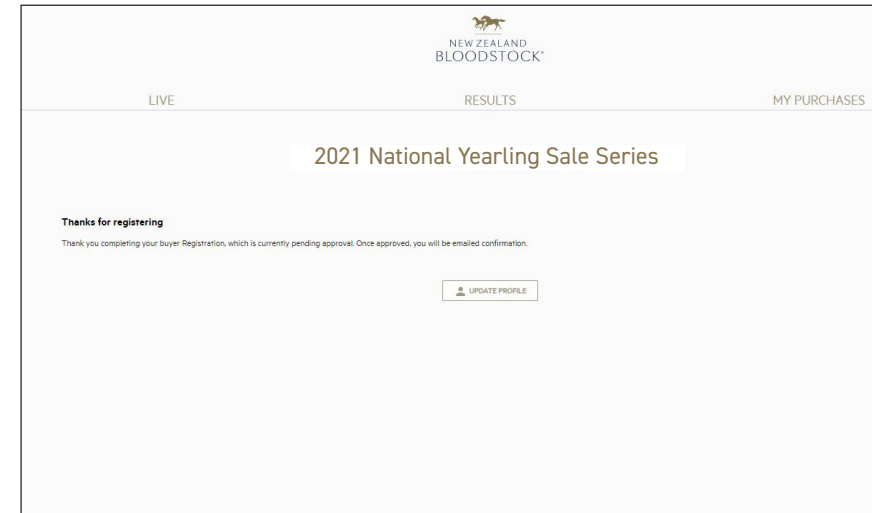
# STEP 2 - VERIFICATION



## 2.1 VERIFICATION

### Email verification required

- Once you have entered all of your registration details, you will be asked to verify your email address.
- An email will be sent to the inbox you used to register with within a few minutes.
- You **must** verify your email address in order to complete your registration.



## 2.4 VERIFICATION

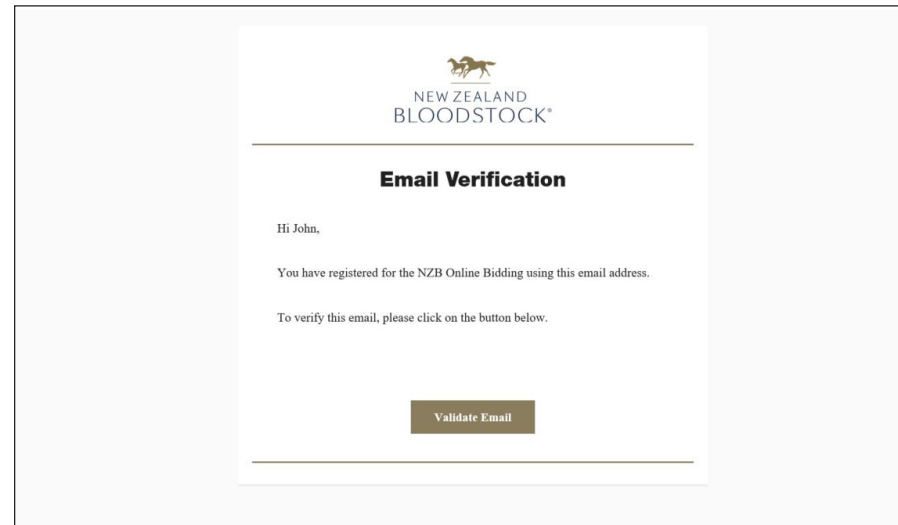
### Thank you for registering

- Once you have verified your email and signed in to your online bidding account, you will not be able to bid until you have gained approval from NZB.

## 2.2 VERIFICATION

### Email verification acceptance

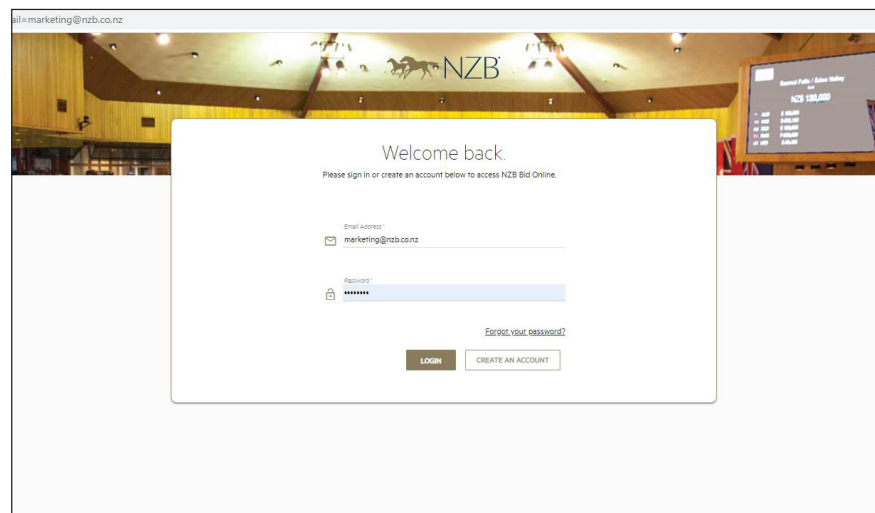
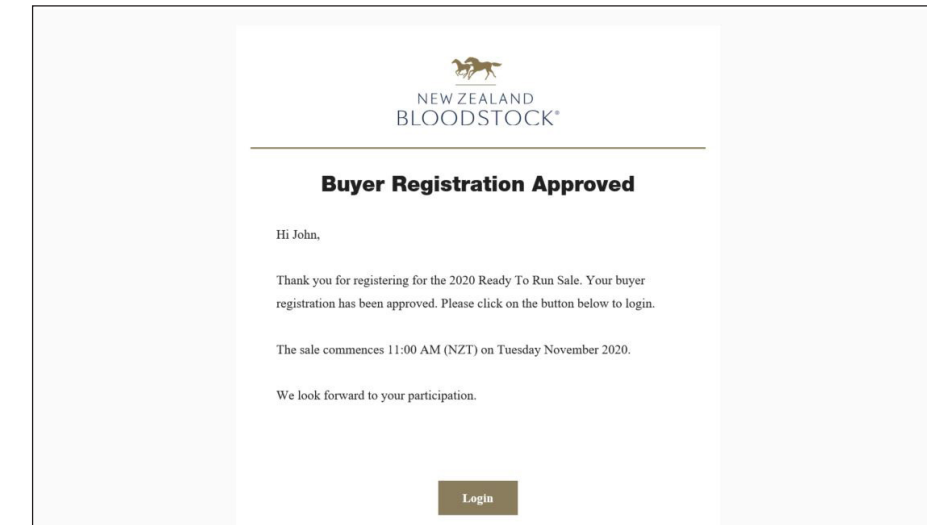
- Open the verification email that was sent to your inbox.
- Click on the gold **'VALIDATE EMAIL'** button to verify your email address.
- If you didn't receive a verification email within a few minutes, check your spam email folder.
- If you still have not received an email contact support@nzb.co.nz



## 2.5 VERIFICATION

### Approved for bidding

- Once NZB has approved your buyer registration, you will be notified via an email which will be sent to the email address you used to sign up with.
- Please note that NZB approval will only be conducted during **New Zealand business hours** and may take up to **12 hours** to complete.



## 2.3 VERIFICATION

### Welcome back

- Once you have verified your email address, you will be prompted to sign back in to NZB's online bidding platform using the email address and password you initially registered with.
- Click on the gold 'LOGIN' button after you have entered these details.

**In order to bid online at a New Zealand Bloodstock Sale, you must ensure you are fully registered for bidding 24 hours prior to the Sale.**

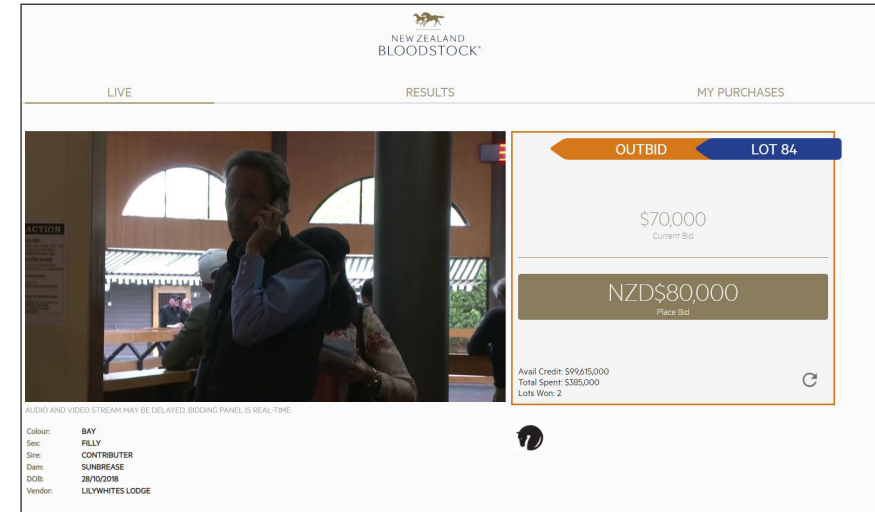
All information about NZB lots and online catalogues is still available on **www.nzb.co.nz**. If you wish to view any of the Lot pedigrees, parade videos, or other documentation we recommend you have the NZB website open in a separate browser tab or window, as this media is not available on the online bidding platform.

# STEP 3 - BIDDING



## 3.1 BIDDING Explore

- Once you have been approved by NZB, you can explore NZB's online bidding menu using the three tabs located at the top of the page.
- Watch and bid on the Live NZB Sale (left tab).
- View live results (middle tab).
- View your completed purchases (right tab).



## 3.4 BIDDING Underbidder

- If you were the lead bidder but have been outbid by someone else, then you will be notified by an orange 'OUTBID' tag that will appear above your current bid beside the Lot number.

## 3.2 BIDDING

Watch and bid instantaneously

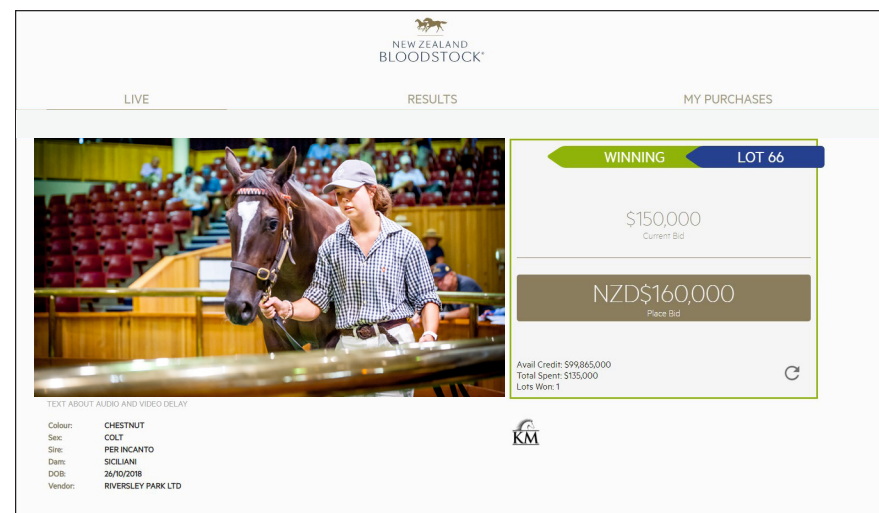
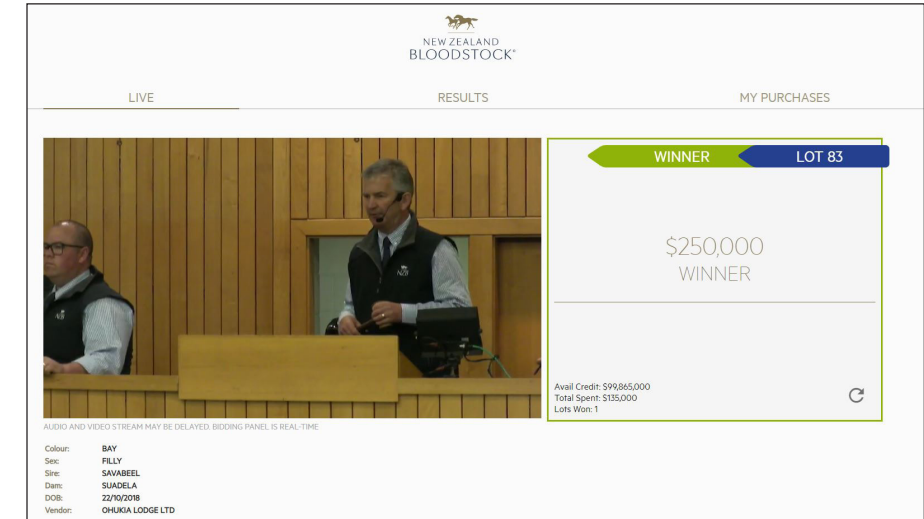
- Open the Live tab located on the top left section of the menu.
- To bid on the current Lot, click the gold 'PLACE BID' button.
- Your available credit is displayed on the right hand side of the screen below the gold 'PLACE BID' button.
- You can also view your total amount spent and number of Lots purchased.



## 3.5 BIDDING

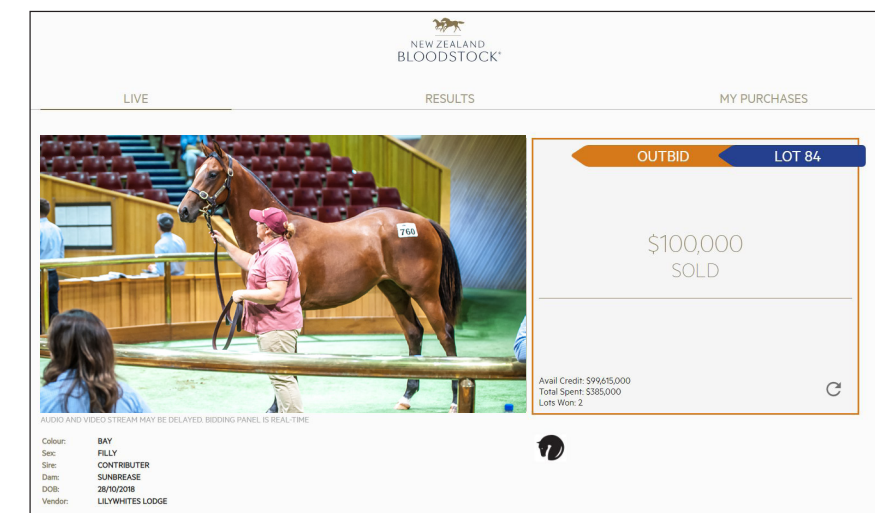
Winning purchase

- Congratulations, you have been successful in securing your NZB Sale purchase.
- You will be notified on the right hand side of the screen via a "WINNER" message if you have won your chosen Lot.



## 3.3 BIDDING Lead bidder

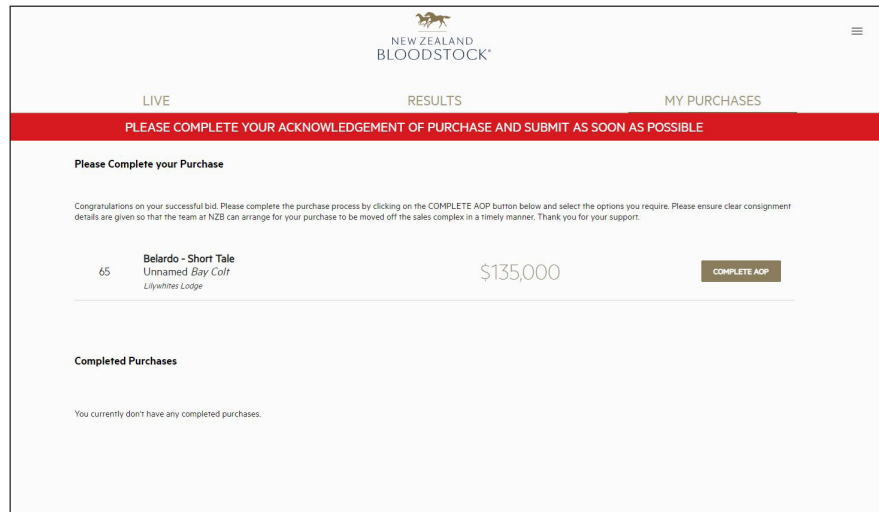
- If you're the leading bidder, a green 'WINNING' tag will appear above your current bid beside the Lot number.



## 3.6 BIDDING Unsuccessful purchase

- If you're unsuccessful with your purchase, you will be notified via the orange 'OUTBID' tag and a 'SOLD' message on the right hand side of the screen.

## STEP 4 - COMPLETING A PURCHASE



### 4.1 COMPLETING A PURCHASE

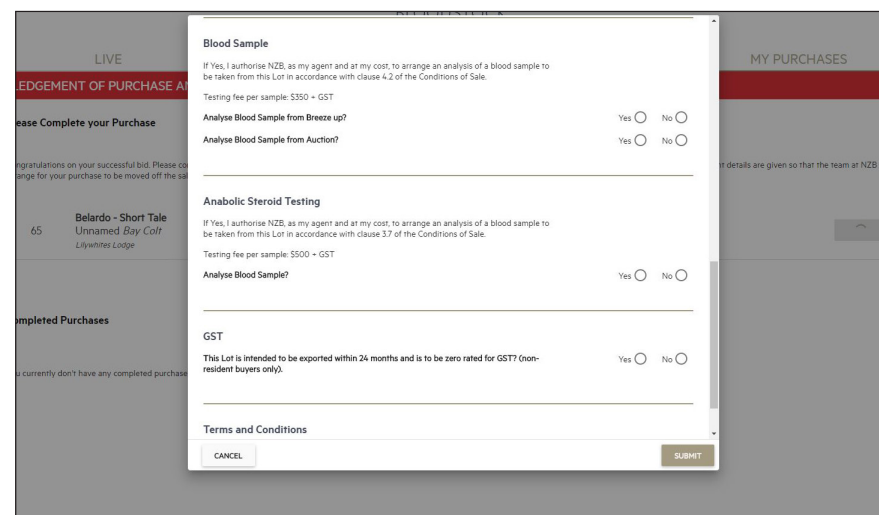
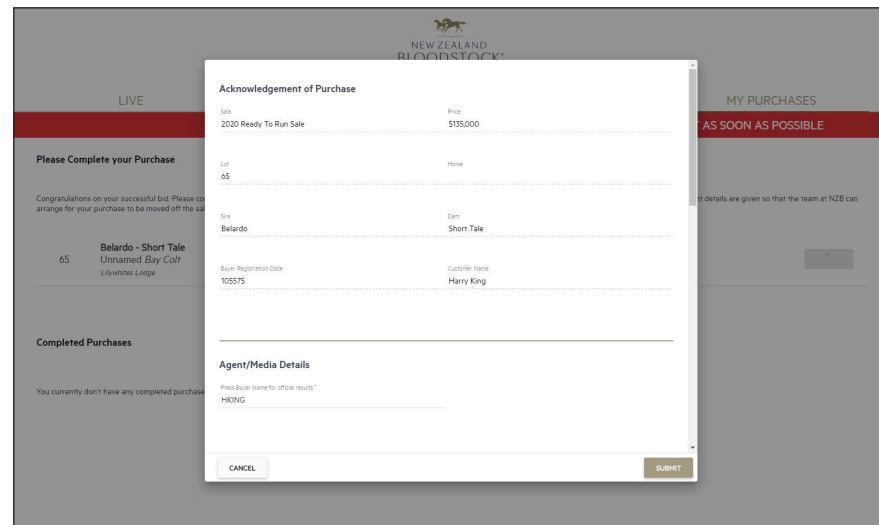
#### My purchases

- Congratulations, once you have made a winning bid, you will be prompted to click the red AOP banner located at the top of the page below the menu.
- Alternatively, you can click on the 'MY PURCHASES' menu tab on the right hand side and complete the Acknowledgment of Purchase form from there.

### 4.2 COMPLETING A PURCHASE

#### Complete your AOP form

- You **must** complete an Acknowledgment of Purchase form in order to secure your Lot.
- To complete the form, click the gold 'COMPLETE AOP' button.
- Continue to fill out the necessary fields to complete your Acknowledgment of Purchase form.



### 4.3 COMPLETING A PURCHASE

#### Submit your AOP form

- You **must** accept NZB's AOP terms and conditions in order to complete your purchase.
- Once you have completed your form, click on the gold 'SUBMIT' button to complete your AOP form.
- Congratulations on completing your first purchase through NZB's online portal.

## STEP 5 - RESULTS

LIVE	RESULTS	MY PURCHASES
NO.	LOT DETAILS	PRICE (NZD\$)
1	Lonhro - Okahu Bay Unnamed Brown Colt Theveney Stud Ltd	Withdrawn
2	Not a Single Doubt - O'Naturelle Unnamed Bay Colt Jennison Park	\$15,500 Floor
3	Savabeel - On Broadway Unnamed Brown Colt Onuka Lodge Ltd	\$50,000
4	Pierro - One More Tequila Unnamed Bay Colt Regal Farm	Withdrawn
5	Tavistock - Only Alone Unnamed Bay Colt Te Kaiti Bloodstock Ltd	\$220,000 Floor
6	Forwedge - Only Words Unnamed Brown Colt Riversley Park Ltd	\$110,000 Floor

### 5.1 RESULTS

#### Check NZB results

- Here you can view all of NZB's Live Sale results
- which are located in the middle tab of the top menu.

Contact  
support@nzb.co.nz  
or call +64 298 0055  
for any assistance  
at any stage of  
your online bidding  
experience.

Graduates of the last five editions of the NZB Ready to Run Sale have earned on average 46% more prizemoney than graduates of both Australian two-year-old sale graduates combined.

17 G1s  
& 102  
STAKES

In the past five seasons, NZB's Ready to Run graduates have claimed 17 Group One accolades and 102 stakes wins, compared with four Group One wins and 62 stakes wins for both Australian competitor two-year-old sale graduates combined.



In the entire history of the Hong Kong Derby, New Zealand horses have been the number one source of winners.

Graduates of NZB's Ready to Run Sale have also won more Group One races in the current five seasons than any other two-year-old Breeze Up Sale worldwide.